

BlueStorm Hands-Free High-Speed Hand Dryer



- Dries hands in 10-15 seconds
- Automatic, completely touch-less
- Power cuts off automatically at 60 seconds in case of irregular use
- Blue light indicates to the user where hands should be placed for optimal drying time and efficiency
- Manufactured from stainless steel
- One piece cover with 2 vandal resistant lock screws
- Weight: 15 lbs
- Thermally protected, thermostat automatically turns off at 185°F (85°C)
- 5 year warranty
- 95% cost savings vs. paper towels
- Over 70% cost savings vs. conventional hand dryers
- Uses 80% less energy than conventional hand dryers
- GreenSpec® listed
- Earn LEED credits based on EA credit 1 for optimized energy performance
- Available in 110/120V and 220/240V





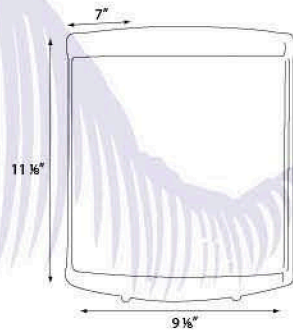
# ULTRA SERIES



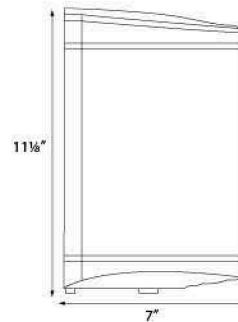
## TECHNICAL SPECIFICATIONS:

ACTIVATION: AUTOMATIC ON/OFF  
 DRY TIME: 10-15 SECONDS  
 MOTOR TYPE: 15/16HP, 700W BRUSH TYPE, DUAL BALL BEARINGS  
 HEATER THERMAL PROTECTION: THERMAL CUT OFF AT 185°F (85°C)  
 HEATING ELEMENT: 900W  
 DRIP PROOF: 1PX1

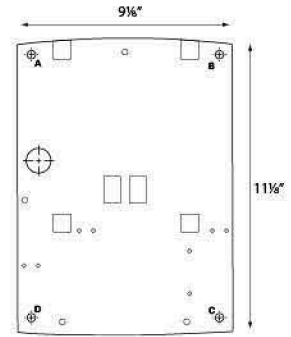
ISOLATION: CLASS 1  
 AIR OUTPUT TEMPERATURE: 113°F (45°C), AMBIENT TEMP. 68°F (20°C)  
 AIR SPEED: 169-225 MPH, ADJUSTABLE  
 RPM: 29000  
 DECIBEL LEVEL: 77+/-3 dB  
 WEIGHT: 15 LBS  
 5 YEAR WARRANTY



FRONT VIEW

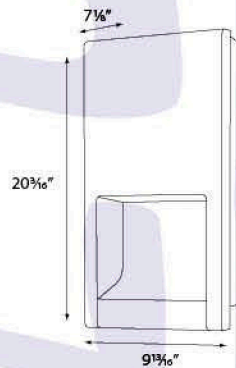



SIDE VIEW

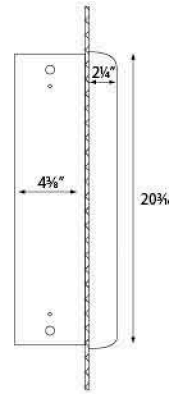


BACK MOUNTING VIEW


MODEL NO.	COVER MATERIAL	FINISH	MOUNTING OPTIONS	VOLTS	WATTS	AMPS
HD950 SS	STAINLESS STEEL	BRUSHED	SURFACE	110/120	1600	12.5
HD951 SS	STAINLESS STEEL	BRUSHED	SURFACE	220/240	1600	8.5



FRONT VIEW



SIDE VIEW



BACK MOUNTING VIEW

MODEL NO.	COVER MATERIAL	FINISH	MOUNTING OPTIONS	VOLTS	WATTS	AMPS
HD955 SS	STAINLESS STEEL	BRUSHED	SURFACE	110/120	1600	12.5

MEETS ADA REQUIREMENTS

## MOUNTING HEIGHTS:

### SURFACE:

MEN 43"  
 WOMEN 41"  
 CHILDREN AGES 3-10 33"  
 CHILDREN AGES 11-18 39"  
 DISABLED 35"

### RECESSED:

MEN 41"  
 WOMEN 39"  
 CHILDREN AGES 3-10 31"  
 CHILDREN AGES 11-18 37"  
 DISABLED 33"

AVERAGE TRAFFIC RESTROOMS- 1 HAND DRYER PER 2 BASINS

HIGH TRAFFIC RESTROOMS- 1 HAND DRYER PER BASIN

HAND DRYERS SHOULD BE MOUNTED BETWEEN WASH AREA AND EXIT DOOR. IF MULTIPLE UNITS ARE IN PLACE, THERE SHOULD BE A MINIMUM OF 2 FEET BETWEEN UNITS.